

# GISmonitor Portable

## Portable PD monitoring on GIS



- UHF partial discharge (PD) measurements without interrupting assets in operation
- Parallel real-time PD measurement on up to 40 channels
- Sensitivity verification and high voltage (HV) test dedicated features to simplify on-site activities
- Reliable identification of insulation imperfections and their severity
- Robust case made of a high performance plastic compound or aluminium desktop enclosure

### DESCRIPTION

The GISmonitor is a portable instrument for the temporary monitoring of partial discharge activity on gas-insulated switchgears (GIS) caused by hopping particles, floating potentials, cracks in insulators or spacers, or other degradation in the insulation system. The instrument offers parallel real-time PD acquisition on up to 40 channels. UHF signals can be detected and digitised within microseconds. To eliminate disturbance signals from the measurement, the instrument can be connected to a disturbance antenna that provides a gating signal. This allows the instrument to calculate a separation of PD events from external disturbances in real time and provides an effective PD detection.

The GISmonitor is designed to suit all common UHF sensors for GIS PD monitoring. This includes embedded and external retrofit UHF sensors. A special input protection unit (IPU2) blocks strong transients (VFT). The frequency converter unit FCU2 demodulates UHF signals into a lower frequency band for easy submission over longer distances.



### YOUR BENEFITS

- PD monitoring on demand, thanks to a portable and lightweight instrument
- Prevention of asset breakdowns and system failures by early identification of insulation defects
- Quick operational readiness due to easy userfriendly set-up, ideal for spot testing

### FEATURES AND OPTIONS

- Two different housing models for indoor or outdoor use
  - Shock resistant and watertight outdoor case
  - Lightweight aluminium desktop enclosure
- External or internal synchronisation
- Analogue gating for suppression of disturbance signals
- Remote controlled via personal computer and specialised control software
- Optional built-in monitoring server for unattended and autonomous monitoring
- Future extensibility by retrofitting additional measurement channels

### ACCESSORIES

Power Diagnostix offers accessories to adapt the GISmonitor Portable to your specific measurement situation, for example:

- Frequency converter units
- Input protection units
- Retrofit UHF sensors for flanges
- Retrofit UHF sensors for inspection windows
- Adapters for electrodes embedded in the GIS
- Disturbance antennas
- DAkKS certified impulse generators
- Robust transportation case

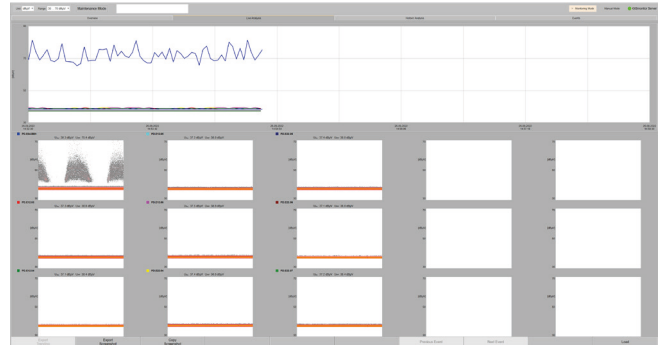
For more details, as well as ordering information on our accessories, please refer to our accessories catalogue.



GISmonitor desktop model with accessories

### SOFTWARE

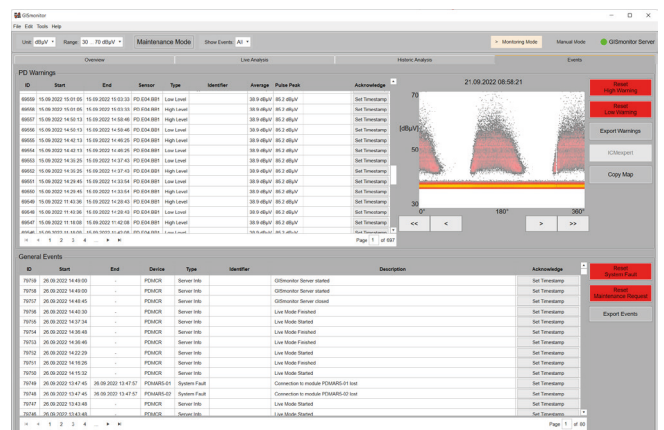
The instrument can be connected to a PC or laptop via a USB port or a LAN interface for data evaluation and in-depth diagnosis with the GISmonitor Portable software.



Software panel for live analysis and historical analysis of PD data

The monitoring mode of this service software provides an easy way to view, compare, and analyse the acquired data. A manual mode allows live and parallel readings of up to 24 partial discharge sensors of a GIS.

The GISmonitor is also ideal for PD related activities before the energisation of a GIS: the software allows dedicated sensitivity and HV test modes to simplify on-site operations and avoid sensible time losses.



Panel with PD warnings and general event list

## TECHNICAL DATA

### Acquisition unit

#### Half 19-inch desktop model for 8 and 16 channels

Mains supply:	100–265 V AC, 50–60 Hz (automatic)
Line fuse:	2 A time-lag
Power requirements:	Max. 75 W
Signal input (PD):	8 or 16 BNC connectors     50 Ohm    50 pF
Synchronisation:	1 or 2 BNC connectors, 100 V RMS, 20–350 Hz     10 MOhm    200 pF
Interfaces:	USB (Type-B), Ethernet (RJ45)
Operation temperature:	0–40 °C (non-condensing)
Gate input:	1 or 2 BNC connectors    50 Ohm
Enclosure:	Aluminium desktop enclosure

8-channel version can be extended up to 16 channels.

#### 2/3 19-inch desktop model for 8, 16, and 24 channels

Mains supply:	100–265 V AC, 50–60 Hz (automatic)
Line fuse:	2 A time-lag
Power requirements:	Max. 75 W
Signal input (PD):	8,16, or 24 BNC connectors     50 Ohm    50 pF
Synchronisation:	1, 2, or 3 BNC connectors, 100 V RMS, 20–350 Hz     10 MOhm    200 pF
Interfaces:	USB (Type-B), Ethernet (RJ45)
Operation temperature:	0–40 °C (non-condensing)
Gate input:	1, 2, or 3 BNC connectors    50 Ohm
Enclosure:	Aluminium desktop enclosure

8- and 16-channel versions can be extended up to 24 channels.

#### Eight-channel Explorer model

Mains supply:	100–265 V AC, 50–60 Hz (automatic)
Line fuse:	1.6 A time-lag
Power requirements:	Max. 35 W
Signal input (PD):	8 BNC connectors     50 Ohm    50 pF
Synchronisation:	1 BNC connector 100 V RMS, 20–350 Hz     10 MOhm    200 pF
Interfaces:	USB (Type-B), Ethernet (RJ45)
Operation temperature:	0–40 °C (non-condensing)
Gate input:	1 BNC connector    50 Ohm
Enclosure:	Explorer case made of high performance plastic compound

#### Explorer model for 8, 16, 24, 32, and 40 channels

Mains supply:	85–265 V AC, 50–60 Hz (automatic)
Line fuse:	3.15 A time-lag
Power requirements:	Max. 130 W
Signal input (PD):	8,16, 24, 32, or 40 BNC connectors    50 Ohm    50 pF
Synchronisation:	1 BNC connector, 100 V RMS, 20–350 Hz     10 MOhm    200 pF
Interfaces:	USB (Type-B), Ethernet (RJ45)
Operation temperature:	0–40 °C (non-condensing)
Gate input:	1, 2, or 3 BNC connectors    50 Ohm
Enclosure:	Explorer case made of high performance plastic compound

8-, 16-, 24- and 32-channel versions can be extended up to 40 channels.

# GISmonitor Portable

## Portable PD monitoring on GIS

### TECHNICAL DATA

#### Housing

##### Desktop enclosure half 19-inch

Material:	Coated cast aluminium
Overall size:	236 x 132 x 296 mm <sup>3</sup> (W x H x D, excl. BNC connectors)
Weight:	Approx. 4 kg (depending on the number of channels)

##### Desktop enclosure <sup>2</sup>/<sub>3</sub> 19-inch


Material:	Coated cast aluminium
Overall size:	325 x 132 x 296 mm <sup>3</sup> (W x H x D, excl. BNC connectors)
Weight:	Approx. 5.5 kg (depending on the number of channels)

##### Eight-channel outdoor case

Material:	Hardened polypropylene
Overall size:	305 x 144 x 270 mm <sup>3</sup> (W x H x D, closed) 305 x 360 x 270 mm <sup>3</sup> (W x H x D, open)
Weight:	Approx. 3.2 kg

##### Outdoor case with up to 40 channels

Material:	Hardened polypropylene
Overall size:	670 x 510 x 372 mm <sup>3</sup> (W x H x D, closed)
Weight:	Approx. 23 kg (depending on the numbers of channels)



Example of a desktop enclosure

#### SALES OFFICE

Power Diagnostix Systems GmbH  
Vaalser Strasse 250  
52074 Aachen, Germany  
T: +49 241 74927  
E: support@pdix.com

#### GISMONITOR\_PORTABLE\_DS\_E1.02

www.pdix.com

Technical changes reserved  
ISO 9001, ISO 14001  
ISO 17025, ISO 45001

  
by Megger®  
Power Diagnostix Systems